





Clermont-Ferrand (FRA) 3 - 6 April 2008

RESULTS

Women's Juniors - Team Competition - All-Around And Qual. For Compet. 3

FRI 4 APR 2008 - 17:45

Rank	NOC					Total
1	RUS - Russia	<u>43.625</u> (1)	46.175 (1)	46.400 (1)	44.425 (1)	180.625
2	FRA - France	42.150 (2)	42.675 (4)	44.150 (3)	<u>41.525</u> (6)	170.500
3	NED - Netherlands	41.350 (6)	43.850 (2)	<u>42.550</u> (4)	42.200 (4)	169.950
4	ROU - Romania	<u>41.375</u> (5)	40.775 (8)	44.800 (2)	42.950 (2)	169.900
5	ITA - Italy	41.525 (4)	<u>43.175</u> (3)	42.450 (5)	42.200 (4)	169.350
6	GBR - Great Britain	40.975 (7)	42.600 (5)	<u>41.375</u> (7)	42.550 (3)	167.500
7	UKR - Ukraine	40.100 (11)	41.725 (6)	42.350 (6)	<u>41.000</u> (7)	165.175
8	BEL - Belgium	41.650 (3)	39.500 (10)	<u>40.000</u> (9)	41.000 (7)	162.150
9	SUI - Switzerland	40.850 (8)	39.450 (11)	<u>40.500</u> (8)	39.900 (10)	160.700
10	GER - Germany	40.025 (12)	<u>40.950</u> (7)	37.650 (17)	40.275 (9)	158.900
11	BLR - Belarus	40.800 (9)	40.350 (9)	<u>38.650</u> (12)	38.750 (12)	158.550
12	GRE - Greece	39.525 (14)	<u>37.375</u> (12)	37.700 (16)	38.625 (15)	153.225
13	HUN - Hungary	40.425 (10)	35.550 (13)	38.000 (15)	<u>38.075</u> (16)	152.050
14	SLO - Slovenia	<u>39.800</u> (13)	33.525 (17)	38.875 (11)	38.700 (13)	150.900
15	AUT - Austria	38.975 (16)	33.700 (16)	<u>36.850</u> (19)	37.825 (17)	147.350
16	BUL - Bulgaria	38.400 (20)	33.375 (19)	39.350 (10)	<u>36.200</u> (21)	147.325
17	FIN - Finland	35.750 (26)	34.175 (15)	<u>38.325</u> (13)	38.675 (14)	146.925
18	TUR - Turkey	37.150 (25)	<u>31.975</u> (20)	36.825 (20)	39.025 (11)	144.975
19	CZE - Czech Republic	<u>38.550</u> (18)	33.475 (18)	35.275 (23)	36.900 (20)	144.200
20	POR - Portugal	37.800 (23)	<u>30.925</u> (22)	38.150 (14)	37.200 (19)	144.075
21	POL - Poland	<u>39.500</u> (15)	31.625 (21)	36.825 (20)	35.525 (23)	143.475
22	ISL - Iceland	38.475 (19)	28.875 (23)	36.175 (22)	<u>35.825</u> (22)	139.350
23	SWE - Sweden	<u>26.550</u> (27)	35.325 (14)	37.125 (18)	37.500 (18)	136.500
24	LTU - Lithuania	38.225 (21)	25.575 (27)	33.400 (24)	<u>35.475</u> (24)	132.675
25	LAT - Latvia	38.725 (17)	27.350 (25)	<u>32.050</u> (26)	33.575 (25)	131.700
26	DEN - Denmark	38.000 (22)	27.275 (26)	33.150 (25)	<u>32.475</u> (27)	130.900
27	NOR - Norway	<u>37.275</u> (24)	28.500 (24)	31.800 (27)	32.750 (26)	130.325

Note:
Underlined totals indicate starting apparatus.

Legend:
Q Qualified for Team Final

 Vault

 Uneven Bars

 Beam

 Floor