









TEAM RESULTS WOMEN'S QUALIFICATION

SAT 8 OCT 2011 - 20:00

Rank	Bib	NOC Name					Total	Ind. Rank
1 USA - United States								
	801	VEGA S	14.066	14.333	14.366	13.900	56.665	(9)
	802	WIEBER J	15.433	14.800	15.233	14.566	60.032	(2)
	803	MARONEY MK	15.533	13.666	13.300	13.833	56.332	(12)
	804	RAISMAN A	14.666	14.000	14.933	14.833	58.432	(4)
	806	DOUGLAS G	14.558	14.866	14.400	13.833	57.657	(5)
		Total	<u>60.190</u> (1)	57.999 (3)	58.932 (2)	57.132 (1)	234.253	Q
2 RUS - Russia								
	762	AFANASEVA K	14.433	14.083	14.100	14.325	56.941	(6)
	763	KOMOVA V	14.533	15.733	15.400	14.491	60.157	(1)
	764	DEMENTYEVA A	13.600	14.200	14.400	12.133	54.333	(31)
	765	BELOKOBYLSKAYA Y	13.533		14.333	14.133	41.999	(157)
	766	NABIEVA T	14.516	14.883			29.399	(187)
	767	INSHINA Y		13.900	14.566	13.433	41.899	(158)
		Total	<u>57.082</u> (5)	58.899 (1)	58.699 (3)	56.382 (4)	231.062	Q
3 CHN - China								
	631	HUANG Q	14.600	14.900	14.666	12.766	56.932	(7)
	632	YAO J	14.866	14.566	15.066	14.533	59.031	(3)
	633	TAN S	14.300	13.866	13.966	13.933	56.065	(15)
	634	SUI L	13.533		15.400	14.600	43.533	(147)
	635	HE K		12.733			12.733	(213)
	636	JIANG Y	14.000	12.866	14.575	13.633	55.074	(20)
		Total	<u>57.766</u> (4)	56.198 (4)	59.707 (1)	56.699 (2)	230.370	Q
4 ROU - Romania								
	751	PONOR C	14.766		15.000	14.200	43.966	(142)
	753	PORGRAS A	13.900	12.666	14.400	13.866	54.832	(22)
	754	CHELARU DM	14.633	13.533		14.233	42.399	(156)
	755	RACEA EA	14.400	13.666	14.733		42.799	(153)
	756	Haidu RO	14.366	13.833	14.533	13.733	56.465	(10)
	757	BULIMAR DL		12.433	14.066	14.400	40.899	(162)
		Total	<u>58.165</u> (2)	53.698 (10)	58.666 (4)	56.699 (2)	227.228	Q
5 JPN - Japan								
	712	TSURUMI K	13.500	14.933	14.266	13.666	56.365	(11)
	713	TANAKA R	13.966	14.466	13.600	13.400	55.432	(19)
	714	SHINTAKE Y	13.500	14.233	13.933	13.366	55.032	(21)
	715	TERAMOTO A	13.966	14.683	14.366		43.015	(150)
	716	IIZUKA Y				13.166	13.166	(212)
	717	MINOBE Y	13.333	14.433	13.933	13.033	54.732	(23)
		Total	<u>54.932</u> (14)	58.515 (2)	56.498 (5)	53.598 (10)	223.543	Q





TEAM RESULTS
WOMEN'S QUALIFICATION

SAT 8 OCT 2011 - 20:00

Rank	Bib	NOC Name					Total	Ind. Rank
6 AUS - Australia								
	592	BRENNAN A	13.766		14.125	13.600	41.491	(160)
	593	BROWN GR	13.633	13.600	13.266	12.500	52.999	(42)
	594	LITTLE E	14.533	13.566	13.533	13.100	54.732	(24)
	595	MILLER L		14.300		13.600	27.900	(192)
	596	MITCHELL L	14.300	13.600	14.033	14.391	56.324	(13)
	597	MONCKTON MA	13.466	12.500	14.166		40.132	(168)
		Total	<u>56.232</u> (7)	55.066 (7)	55.857 (7)	54.691 (7)	221.846	Q
7 GER - Germany								
	672	BUI K	13.833	12.500	13.133	13.533	52.999	(41)
	673	CHUSOVITINA O	15.166		13.800		28.966	(190)
	674	JAROSCH N	14.200	13.600	13.700	14.000	55.500	(16)
	675	SEITZ E	14.633	14.433	13.800	13.866	56.732	(8)
	676	TOLLE P		11.533		12.966	24.499	(203)
	677	HILL LK	13.600	14.000	12.900	12.266	52.766	(46)
		Total	<u>57.832</u> (3)	54.533 (8)	54.433 (10)	54.365 (8)	221.163	Q
8 GBR - Great Britain								
	662	TWEDDLE E		14.433		14.433	28.866	(191)
	663	WHELAN H	13.666	13.433	14.400	13.966	55.465	(17)
	664	PINCHES J	13.200	13.533	13.900	13.133	53.766	(37)
	665	FRANCIS D	13.466	13.266	14.033	13.200	53.965	(34)
	666	DOWNIE R	0.000	14.233	11.100		25.333	(200)
	667	CAIRNS I	14.033		13.133	13.491	40.657	(163)
		Total	<u>54.365</u> (18)	55.632 (6)	55.466 (8)	55.090 (5)	220.553	Q
9 ITA - Italy								
	702	FERRARI V	14.266	13.233	14.233	14.466	56.198	(14)
	703	FERLITO C	13.933	13.000	13.866	13.533	54.332	(32)
	704	PREZIOSA E	13.500		14.208	13.308	41.016	(161)
	705	CAMPANA G		13.533	13.700		27.233	(194)
	706	GANDOLFI C	13.366	13.566		12.966	39.898	(169)
	707	ARMI E	13.500	12.933	13.900	13.533	53.866	(36)
		Total	<u>55.199</u> (11)	53.332 (11)	56.207 (6)	54.840 (6)	219.578	





**TEAM RESULTS
WOMEN'S QUALIFICATION**

SAT 8 OCT 2011 - 20:00

Rank	Bib	NOC Name					Total	Ind. Rank
10 FRA - France								
	652	BELLEMARE RE	13.433		11.466	13.233	38.132	(178)
	653	BREVET M	13.566	13.633	13.866	13.266	54.331	(33)
	654	DUFURNET Y		15.066	14.133		29.199	(189)
	655	MALAUSSENA A	13.533	13.433	13.908	13.491	54.365	(30)
	656	DELLA VEDOVA C	13.233	13.933		12.400	39.566	(170)
	657	SERSERI S	13.933	13.000	12.700	12.700	52.333	(55)
		Total	54.465 (17)	56.065 (5)	54.607 (9)	52.690 (13)	216.827	
11 CAN - Canada								
	621	GERBER M	13.566		13.200	13.800	40.566	(164)
	623	GARDINER M		13.066	12.933	12.766	38.765	(175)
	624	LEBLOND-CHARTRAND	14.100	12.900			27.000	(195)
	625	LEE C	13.733	13.800	13.466	13.633	54.632	(27)
	626	PEGG D	13.900	12.266	12.200	13.666	52.032	(62)
	627	VACULIK K	13.666	12.966	13.733	12.466	52.831	(45)
		Total	55.399 (10)	52.732 (12)	53.332 (12)	53.865 (9)	215.328	
12 ESP - Spain								
	642	IZURIETA AM	13.733	13.833	13.866	13.266	54.698	(26)
	643	VARGAS MP	13.700	13.033	13.300	12.600	52.633	(49)
	644	CUESTA B	13.533	13.400	12.500		39.433	(172)
	645	MENENDEZ GONZALEZ	14.500			12.766	27.266	(193)
	646	COLUSSI PELAEZ S		13.500	12.633	13.366	39.499	(171)
	647	CARMONA URBANO A	13.333	12.866	12.966	12.633	51.798	(68)
		Total	55.466 (9)	53.766 (9)	52.765 (16)	52.031 (16)	214.028	
13 NED - Netherlands								
	742	van GERNER C	13.466	14.166	14.300	13.533	55.465	(18)
	743	GOEDKOOP JR	13.500	12.966	13.466	13.066	52.998	(43)
	744	MASELA W	13.966	12.000	13.000	13.333	52.299	(56)
	745	MOSHAGE Y	13.600				13.600	(211)
	746	RIJKEN M	13.533	12.933	12.400	12.866	51.732	(70)
	747	WEVERS L		11.600	12.533	12.933	37.066	(182)
		Total	54.599 (16)	52.065 (13)	53.299 (13)	52.865 (12)	212.828	





TEAM RESULTS
WOMEN'S QUALIFICATION

SAT 8 OCT 2011 - 20:00

Rank	Bib	NOC Name					Total	Ind. Rank
14 BRA - Brazil								
	612	MATIAS HYPOLITO D	13.833	12.800	14.133	13.791	54.557	(28)
	613	FERNANDES BARBOSA	14.400	13.200	13.233	12.900	53.733	(38)
	614	KUROIWA YAMAMOTO .	13.500	12.800	12.833	13.000	52.133	(59)
	615	NUNES GOMES AG	12.800	11.866	12.433		37.099	(181)
	616	dos SANTOS D	13.300	12.016		13.758	39.074	(173)
	617	DOMINGUES COBELLO			13.000	12.900	25.900	(197)
		Total	55.033 (13)	50.816 (15)	53.199 (14)	53.449 (11)	212.497	
15 KOR - Korea								
	722	JO H	14.433	10.433	13.600	13.333	51.799	(67)
	723	HEO SM	13.733	14.233	13.266	12.700	53.932	(35)
	724	PARK KJ	13.900	12.200	13.300	12.933	52.333	(54)
	725	EUM E	13.466	13.033	12.833	13.033	52.365	(53)
	726	PARK JY		11.100	12.100	12.200	35.400	(183)
	727	KIM D	14.300				14.300	(210)
		Total	56.366 (6)	50.566 (16)	52.999 (15)	51.999 (17)	211.930	
16 BEL - Belgium								
	601	CROKET J	13.466		13.500	13.400	40.366	(165)
	602	VERSCHUEREN L		12.566	13.566	12.766	38.898	(174)
	603	VANWALLEGHEM A	13.800	12.033	13.200	13.000	52.033	(61)
	604	VANDERSTEEN E	13.133	11.066	12.700	10.666	47.565	(110)
	605	MYS G	13.333	12.466	13.566	11.733	51.098	(75)
	607	van de VELDE A	13.066	13.300			26.366	(196)
		Total	53.732 (21)	50.365 (17)	53.832 (11)	50.899 (18)	208.828	
17 MEX - Mexico								
	732	GARCIA RODRIGUEZ .	12.933	12.666	12.433	13.966	51.998	(63)
	733	CANTU MATA M		10.733	12.441		23.174	(206)
	734	ESTRADA MARTINEZ Y	13.533		13.116	12.066	38.715	(176)
	735	SALAZAR GUTIERREZ	13.666	11.733	12.033	12.000	49.432	(89)
	736	LAGO SERNA AE	13.700	11.533	13.766	13.733	52.732	(47)
	737	MORENO MEDINA AC	14.633	10.866		12.900	38.399	(177)
		Total	55.532 (8)	46.798 (22)	51.756 (17)	52.665 (14)	206.751	





TEAM RESULTS
WOMEN'S QUALIFICATION

SAT 8 OCT 2011 - 20:00

Rank	Bib	NOC Name					Total	Ind. Rank
18 SUI - Switzerland								
	781	GERBER S		11.533		12.000	23.533	(205)
	782	STEINGRUBER G	14.866	13.300	13.066	13.266	54.498	(29)
	783	DIACCI J	13.233	11.866	13.566	12.666	51.331	(73)
	784	STAEMPFLI L	13.066	12.566	12.400	12.600	50.632	(80)
	786	BAERISWYL N	12.966	11.833	11.766	11.866	48.431	(104)
	787	ZIMMERMANN Y	13.600		12.233		25.833	(198)
Total			54.765 (15)	49.565 (18)	51.265 (18)	50.532 (20)	206.127	
19 UKR - Ukraine								
	792	DEMYANCHUK Y	12.700	12.533	12.433	11.933	49.599	(88)
	793	KYSLA A	13.600	12.266	12.333	12.400	50.599	(81)
	794	FOMENKO A	14.066	13.300	10.833	12.300	50.499	(82)
	796	CHERNIY Y	13.400	12.366	12.866	12.400	51.032	(78)
	797	KONONENKO N	12.733	13.600	11.466	12.433	50.232	(83)
Total			53.799 (20)	51.799 (14)	49.098 (23)	49.533 (22)	204.229	
20 HUN - Hungary								
	691	LONAI H			12.433	12.000	24.433	(204)
	692	NAGY O	13.500	11.433			24.933	(201)
	693	GOMBAS L	13.066	12.000	12.791	11.500	49.357	(90)
	694	DIVEKY L	13.133	10.266	12.400	11.300	47.099	(115)
	696	BOCZOGO D	14.000	12.933	12.266	13.066	52.265	(57)
	697	SHEPPARD AL	14.533	12.933	12.366	12.633	52.465	(52)
Total			55.166 (12)	49.299 (20)	49.990 (21)	49.199 (23)	203.654	
21 VEN - Venezuela								
	822	BRICENO FRONTADO F	13.400	11.433	10.666	11.100	46.599	(119)
	823	LOPEZ J	13.566	13.966	13.266	13.933	54.731	(25)
	824	MEDINA CHAVEZ YA	13.300	12.600		11.433	37.333	(180)
	825	PENA MUNOZ MY	13.533		11.766	12.400	37.699	(179)
	826	ROJAS I	13.333	11.466	11.833	12.300	48.932	(94)
	827	SOTILLO VILLANUEVA		10.883	12.066		22.949	(207)
Total			53.832 (19)	49.465 (19)	48.931 (24)	50.066 (21)	202.294	
22 UZB - Uzbekistan								
	811	KARIMDJANOVA D		9.233	11.200		20.433	(209)
	812	ABDUSALIMOVA D	13.133	9.633	13.133	12.866	48.765	(97)
	813	ELIZAROVA D	13.166	12.866	13.033	13.666	52.731	(48)
	814	GALIULINA L	13.200	12.733	13.000	13.133	52.066	(60)
	815	SAPARBAEVA A	12.900	11.333	11.400	12.666	48.299	(105)
	816	SOBIROVA I	12.866			12.566	25.432	(199)
Total			52.399 (23)	46.565 (23)	50.566 (20)	52.331 (15)	201.861	

TEAM RESULTS
WOMEN'S QUALIFICATION

SAT 8 OCT 2011 - 20:00

Rank	Bib	NOC Name					Total	Ind. Rank
23 SLO - Slovenia								
	771	SAJN A	13.466	<i>10.600</i>	13.500	11.033	48.599	(100)
	772	GOLOB S	13.066	12.133	12.166	12.500	49.865	(86)
	773	KAMNIKAR I	<i>12.700</i>	11.866	11.033	11.966	47.565	(111)
	774	BELAK T	13.733	11.466	12.800	<i>10.433</i>	48.432	(102)
	776	NOVAK F	12.800	11.800	<i>10.966</i>	12.500	48.066	(107)
		Total	<u>53.065</u> (22)	47.265 (21)	49.499 (22)	47.999 (24)	197.828	
24 GRE - Greece								
	681	MITRAKOU P	13.033	11.233	12.366	12.500	49.132	(92)
	682	STAMATIADOU D	<i>11.833</i>	10.066	12.266	12.766	46.931	(116)
	683	TRICHOPOULOU MM				12.066	12.066	(215)
	684	TSAKOU E	12.633	<i>9.766</i>	11.933	<i>11.733</i>	46.065	(126)
	685	MILLOUSI V	12.833	12.733	14.450	13.400	53.416	(39)
	686	SYRIGOU ANTONIOU A	12.533	10.800	<i>11.891</i>		35.224	(185)
		Total	<u>51.032</u> (24)	44.832 (24)	51.015 (19)	50.732 (19)	197.611	

France team got a deduction of 1.00 due to wrong start order on uneven bars

Note:
Underlined totals indicate starting apparatus.
Italics indicate the low (discarded) score.

Legend:
Ind. Individual Q Qualified for Team Final

 Vault  Uneven Bars  Beam  Floor